

**Continuous Educational Programme (CEP) under clause (e) of sub-rule (2) of Rule 12 of the Companies (Registered Valuers and Valuation) Rules, 2017, to be held on 17<sup>th</sup> and 27<sup>th</sup> October, 2023**

We are pleased to inform you that ICAI Registered Valuers Organisation is organising Continuous Educational Programme (CEP) under clause (e) of sub-rule (2) of Rule 12 of the Companies (Registered Valuers and Valuation) Rules, 2017, on **17<sup>th</sup> and 27<sup>th</sup> October, 2023**.

You are invited to attend these programmes.

The details of the CEP trainings are provided below:

| Date                                | Session Timing  | CEP Credit Hours |     | Topic   | Asset Class                    | Fees (inclusive of 18% GST) |                |
|-------------------------------------|-----------------|------------------|-----|---|--------------------------------|-----------------------------|----------------|
|                                     |                 | RVs              | *IP |   |                                | For RVs of ICAI RVO         | For Others     |
| <b>17<sup>th</sup> October 2023</b> | 4:00 to 6:00 PM | 2                | 1   | Binomial Model for Pricing Options                                    | Securities or Financial Assets | <b>₹ 236/-</b>              | <b>₹ 472/-</b> |
| <b>27<sup>th</sup> October 2023</b> | 3:00 to 5:00 PM | 2                | 1   | Valuation under revised rules 11UA/UB/UAE of the Income Tax Act, 1961 | Securities or Financial Assets | <b>₹ 236/-</b>              | <b>₹ 472/-</b> |

\*For IPs who are also RVs of ICAI RVO, please register through <https://icairvo.in> only and drop an email on [icairvocpe@icai.in](mailto:icairvocpe@icai.in) on or before the date of the programme with details of their IP membership, to claim CEP hours for IP as well

**REGISTRATION and FEE DETAILS:**

Please log in to <https://icairvo.in> for complete CEP training details and to complete the enrolment and fee payment process. For login credentials and step by step registration guide, please refer to instruction manual by clicking [here](#).

**Payment will be accepted only after registration is done through the portal. No other mode of payment will be accepted.**

**GENERAL INSTRUCTIONS:**

1. The registration will be confirmed on **first come first serve basis** only on **payment of fees and completion of registration**.
2. The registration fee is **non-refundable and non-adjustable**.
3. The video of the participant during the session must be compulsorily **"ON"** as per directions of IBBI.
4. The attendance of the participant may not be captured if the video is **"OFF"** during the training.
5. The participant is required to **login with his/her Name** so that his/her attendance may be marked.
6. As per IBBI Guidelines we can accommodate only 200 participants in one batch and Registrations will be closed after we receive confirmation from 200 participants.
7. Participant may attend the training from their laptop/desktop with camera and should

have a stable internet connection.


8. Participant will not be allowed to access the training after 15 minutes from the start of the session except for certain unavoidable reasons to be recorded in writing.
9. Please note issuance of CEP credit certificates will be subject to realization of payment and all other eligibility conditions being fulfilled.

**Note:** In case you are not available to join the session, kindly inform us beforehand, so that other members may be allowed to attend the training.

For any other details regarding CEP training please contact us at: [icairvocpe@icai.in](mailto:icairvocpe@icai.in); or Call us at 0120-2975275/6/7/8 (extn 915), +91-9289553708

**ICAI Registered Valuers Organisation**

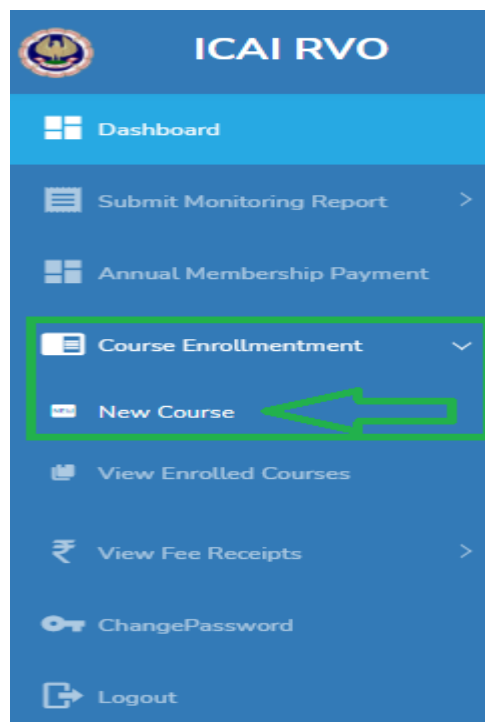
1. Go to : <https://icairvo.in>
2. Click on 'Sign in'



3. Please enter your username & password and click on Sign in

Upon successful login, you can change your password as per your choice.

4. In order to register for the CEP training, click on 'New Course' tab under 'Course Enrolment'



5. After clicking on 'New Course' details of CEP training program will be visible. Members are requested to go through the course details and instructions and click on 'Enroll' for making fee payment.

**New Course Enrollment**

**Continuous Educational Programme (CEP)**

Topic : Widely adopted Intangible Asset Valuation Approaches  
Date : 16/09/2021  
Time : 03:00-05:00 PM  
CEP Hours : 2  
Fee : 236  
Faculty : CA Gandharv Jain

**Enroll**

**General Instruction**

1. The registration will be confirmed on first come first serve basis only on payment of fees. 2. The registration fee is non-refundable and non-adjustable. 3. The video of the participant during the session must be compulsorily "ON" as per directions of IBBI. 4. The attendance of the participant may not be captured if the video is "OFF" during the training. 5. The participant is required to login with his/her Name so that his/her attendance may be marked. 6. As per IBBI Guidelines we can accommodate only 100 participants in one batch and Registrations will be closed after we receive confirmation from 100 participants. 7. Participant may attend the training from their laptop/desktop with camera and should have a stable internet connection. 8. Participant will not be allowed to access the training after 15 minutes from the start of the session except for certain unavoidable reasons to be recorded in writing. Note: In case you are not available to join the session, kindly inform us beforehand, so that other members may be allowed to attend the training.

For any other details regarding CEP training please contact us at: icairvocpe@icai.in; or Call us at 0120-3876867/3876891

6. After clicking on 'Enroll' the payment details shall be visible. Please click on 'Payment' to make the fee payment.

**Continuous Educational Programme (CEP)**

Start Date : 16/09/2021 End Date : 16/09/2021

**Payment Details**

Registration Amount = Rs. 236 /-

**Payment**

7. After clicking on 'Payment', you can choose **any one** of the following options:
- Scan QR Code to pay (using Paytm or your preferred UPI App)
  - Paytm account
  - Debit/Credit Card
  - Net Banking
  - BHIM UPI

The image displays two screenshots of the CEP registration payment interface. The top screenshot shows the 'Scan QR Code' step, and the bottom screenshot shows the 'SELECT AN OPTION TO PAY' step.

**Top Screenshot: Scan QR Code**

The background shows the 'Course Details' page for the 'Continuous Educational Programme (CEP)'. The start date is 16/09/2021 and the end date is 16/09/2021. The registration amount is Rs. 236 /-. A 'Payment' button is visible.

The payment modal is titled 'Pay ₹ 236' and includes the ICAI RVO logo and Order ID: 76620210913122106. It features a QR code for scanning, with the text 'SCAN QR TO PAY' and 'Scan QR code using Paytm or your preferred UPI app'. Below the QR code, there are logos for 'paytm' and 'UPI'. A 'Click to enlarge' link is provided for the QR code.

Below the QR code, there is a section titled 'SELECT AN OPTION TO PAY' with the following options:

- paytm Account**  
Pay using your saved payment instruments
- Mobile no. [input field]
- Remember Me

A blue 'Proceed' button is at the bottom of the modal.

**Bottom Screenshot: SELECT AN OPTION TO PAY**

The background is the same 'Course Details' page. The payment modal is titled 'SELECT AN OPTION TO PAY ₹ 236'. It features a red box around the title 'SELECT AN OPTION TO PAY'.

The modal lists the following payment options:

- paytm Account**  
Pay using your saved payment instruments
- Mobile no. [input field]
- Remember Me
- Debit / Credit Cards
- Net Banking
- BHIM UPI

A green checkmark icon and the text '100% Secure Payments Powered by Paytm' are visible at the bottom of the modal. A blue 'Proceed' button is at the bottom.

Overlaid on the bottom screenshot are the following labels:

- B. PAYTM ACCOUNT**
- C. DEBIT/CREDIT CARD**
- D. NET BANKING**
- E. BHIM UPI**

8. After making the payment successfully, Payment Receipt will be generated. You can print or download the same.

9/13/21, 12:09 PM



## ICAI Registered Values Organization

ICAI Bhavan, Post Box No. 7100, IP Marg, New Delhi - 110002

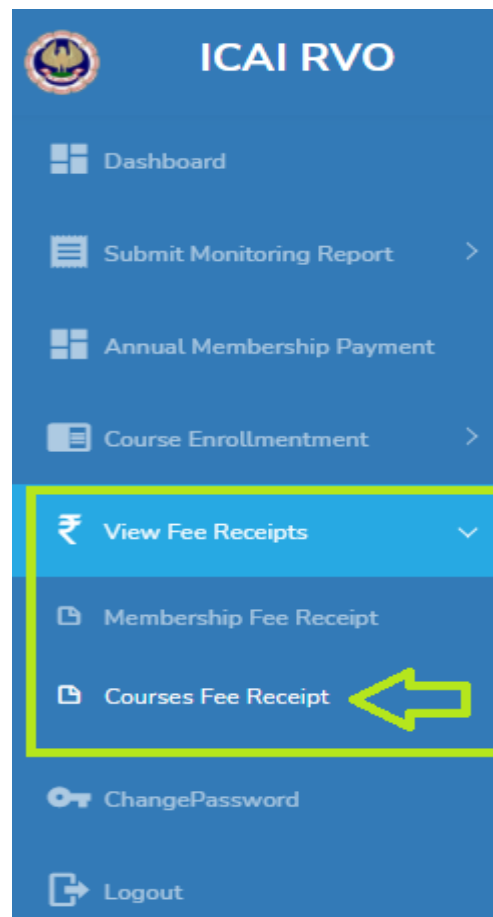
Transaction is Successful

| ICAI RVO - Online Payment Receipt |   |
|-----------------------------------|---|
| Registered Valuer Member          |   |
| Receipt No.                       | : |
| Applicant Name                    | : |
| Mobile No.                        | : |
| Course                            | : |
| Transaction ID                    | : |
| Transaction Date                  | : |
| Amount (In Figures)               | : |
| Amount (in words)                 | : |

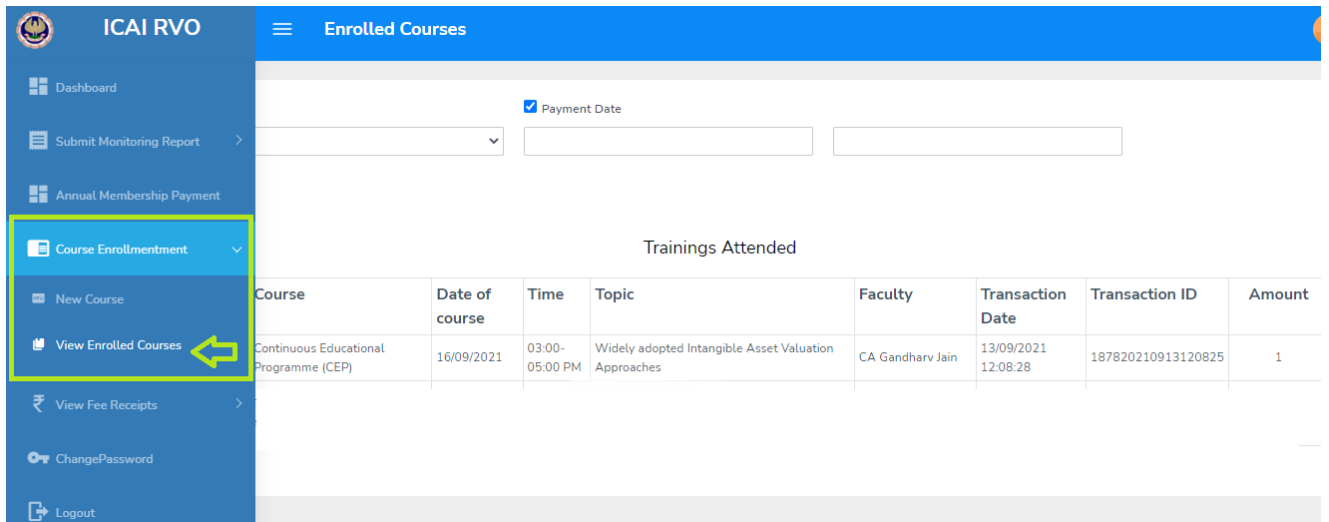
**Note:**

- This is computer generated receipt and does not require signature.
- Receipt validity is subjected to the realization of funds.
- Applicant must enclose print out of this receipt while submitting application form in institute.
- Print out of completely filled admission form along with photocopies of all the mark sheets and certificates with photocopy of Online Fee Receipt has to be submitted in institute's office.

9. You can also view/download the payment receipts by clicking on Course fee receipt under the View Fee Receipts tab.



10. Upon successful enrolment, you can view the details by clicking on 'View Enrolled Courses' under the 'Course enrolment' tab.



ICAI RVO

Enrolled Courses

Payment Date

Trainings Attended

| Course                                 | Date of course | Time           | Topic  | Faculty          | Transaction Date    | Transaction ID     | Amount |
|--|----------------|----------------|--|------------------|---------------------|--------------------|--------|
| Continuous Educational Programme (CEP) | 16/09/2021     | 03:00-05:00 PM | Widely adopted Intangible Asset Valuation Approaches | CA Gandharv Jain | 13/09/2021 12:08:28 | 187820210913120825 | 1      |

In case of any technical queries, please feel free to contact us at: [icairvo.techsupport@icai.in](mailto:icairvo.techsupport@icai.in)  
Or call us at 0120-2975275/6/7/8 (extn 915), +91-9289553708