

Continuous Educational Programme (CEP) under clause (e) of sub-rule (2) of Rule 12 of the Companies (Registered Valuers and Valuation) Rules, 2017, to be held on 6th and 10th January 2023

We are pleased to inform you that ICAI Registered Valuers Organisation is organising Continuous Educational Programme (CEP) under clause (e) of sub-rule (2) of Rule 12 of the Companies (Registered Valuers and Valuation) Rules, 2017, on **6th and 10th January 2023**.

You are invited to attend these programmes.

The details of the CEP trainings are provided below:

Date	Session Timing	Asset Class	CEP Hours	Fees (inclusive of 18% GST)
6 th January 2023	3:00 to 5:00 PM	Securities or Financial Assets	2 Hrs.	₹ 236/-
10 th January 2023	3:00 to 5:00 PM	Securities or Financial Assets	2 Hrs.	₹ 236/-

FOR REGISTRATION:

Please log in to <https://icairvo.in> for complete CEP training details and to complete the enrolment and fee payment process. For login credentials and step by step registration guide, please refer to instruction manual by clicking [here](#).

FEE DETAILS:

Fee for the Programme: ₹ 200/- + GST @ 18% **Total ₹ 236/-**

Please log in to <https://icairvo.in> and complete the enrolment and fee payment process. For login credentials and step by step registration guide, please refer to instruction manual by clicking [here](#). **Payment will be accepted only after registration is done through the portal. No other mode of payment will be accepted.**


GENERAL INSTRUCTIONS:

1. The registration will be confirmed on **first come first serve basis** only on **payment of fees**.
2. The registration fee is non-refundable and non-adjustable.
3. The video of the participant during the session must be compulsorily **"ON"** as per directions of IBBI.
4. The attendance of the participant may not be captured if the video is **"OFF"** during the training.
5. The participant is required to **login with his/her Name** so that his/her attendance may be marked.
6. As per IBBI Guidelines we can accommodate only 200 participants in one batch and Registrations will be closed after we receive confirmation from 200 participants.
7. Participant may attend the training from their laptop/desktop with camera and should have a stable internet connection.
8. Participant will not be allowed to access the training after 15 minutes from the start of the session except for certain unavoidable reasons to be recorded in writing.

Note: In case you are not available to join the session, kindly inform us beforehand, so that other members may be allowed to attend the training.

For any other details regarding CEP training please contact us at: icairvoce@icai.in; or Call us at 0120-3045945/3876891

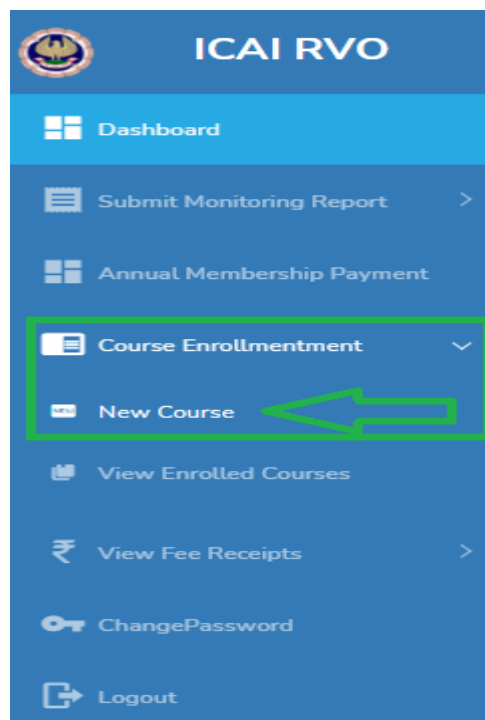
1. Go to : <https://icairvo.in>
2. Click on 'Sign in'




3. Please enter your username & password and click on Sign in

Upon successful login, you can change your password as per your choice.

4. In order to register for the CEP training, click on 'New Course' tab under 'Course Enrolment'



5. After clicking on 'New Course' details of CEP training program will be visible. Members are requested to go through the course details and instructions and click on 'Enroll' for making fee payment.



New Course Enrollment

Continuous Educational Programme (CEP)

Topic	:	Widely adopted Intangible Asset Valuation Approaches
Date	:	16/09/2021
Time	:	03:00-05:00 PM
CEP Hours	:	2
Fee	:	236
Faculty	:	CA Gandharv Jain

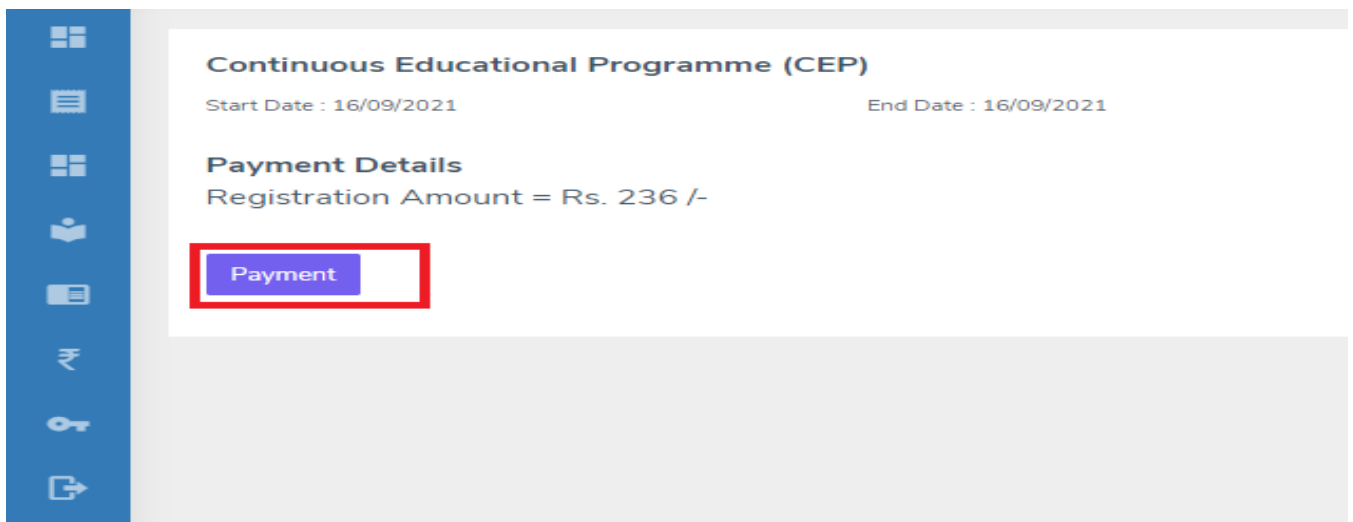
Enroll

General Instruction

1. The registration will be confirmed on first come first serve basis only on payment of fees. 2. The registration fee is non-refundable and non-adjustable. 3. The video of the participant during the session must be compulsorily "ON" as per directions of IBBI. 4. The attendance of the participant may not be captured if the video is "OFF" during the training. 5. The participant is required to login with his/her Name so that his/her attendance may be marked. 6. As per IBBI Guidelines we can accommodate only 100 participants in one batch and Registrations will be closed after we receive confirmation from 100 participants. 7. Participant may attend the training from their laptop/desktop with camera and should have a stable internet connection. 8. Participant will not be allowed to access the training after 15 minutes from the start of the session except for certain unavoidable reasons to be recorded in writing. Note: In case you are not available to join the session, kindly inform us beforehand, so that other members may be allowed to attend the training.

For any other details regarding CEP training please contact us at: icairvocpe@icai.in; or Call us at 0120-3876867/3876891

6. After clicking on 'Enroll' the payment details shall be visible. Please click on 'Payment' to make the fee payment.



Continuous Educational Programme (CEP)

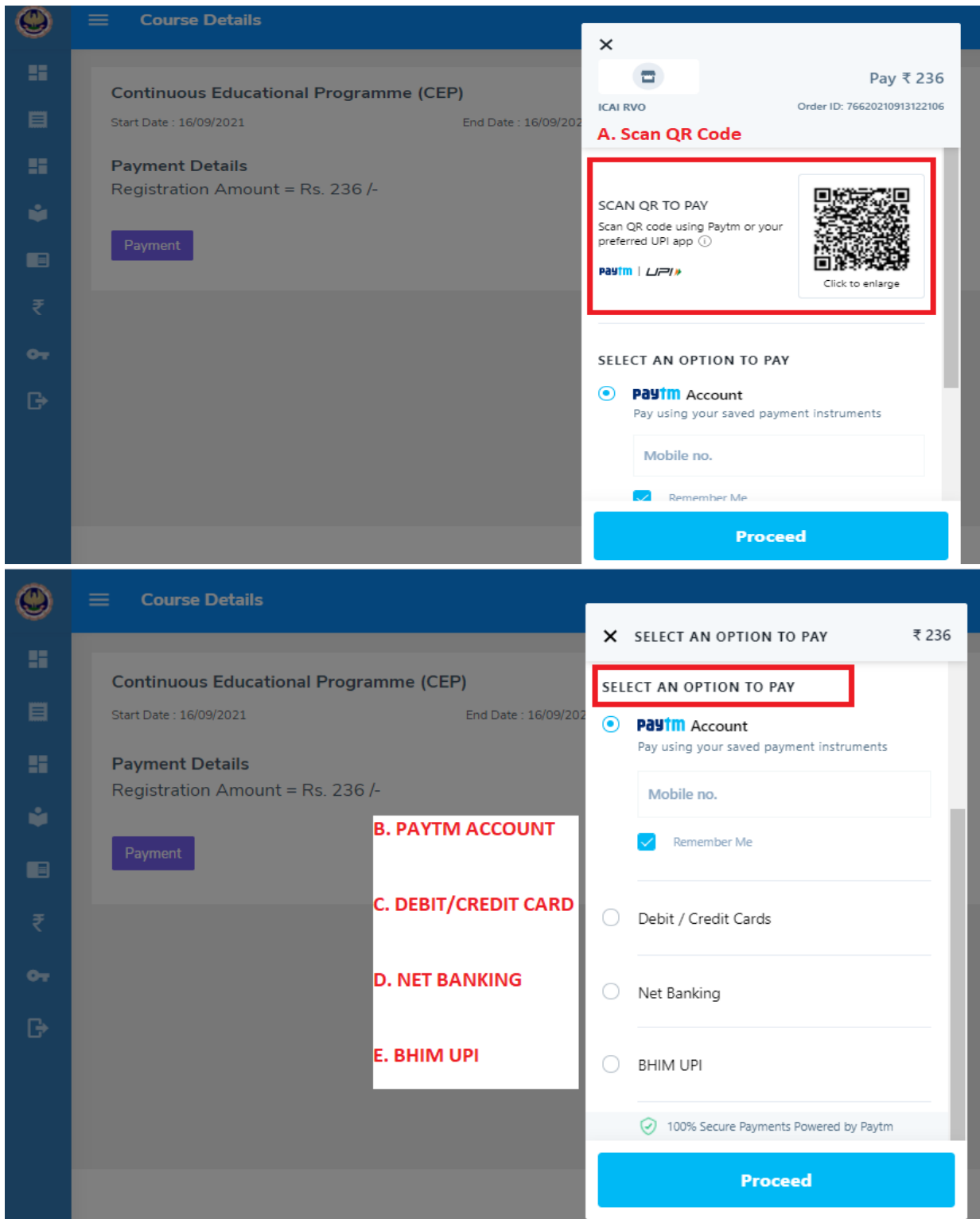
Start Date : 16/09/2021 End Date : 16/09/2021

Payment Details

Registration Amount = Rs. 236 /-

Payment

7. After clicking on 'Payment', you can choose **any one** of the following options:
- Scan QR Code to pay (using Paytm or your preferred UPI App)
 - Paytm account
 - Debit/Credit Card
 - Net Banking
 - BHIM UPI



8. After making the payment successfully, Payment Receipt will be generated. You can print or download the same.

9/13/21, 12:09 PM



ICAI Registered Values Organization

ICAI Bhavan, Post Box No. 7100, IP Marg, New Delhi - 110002

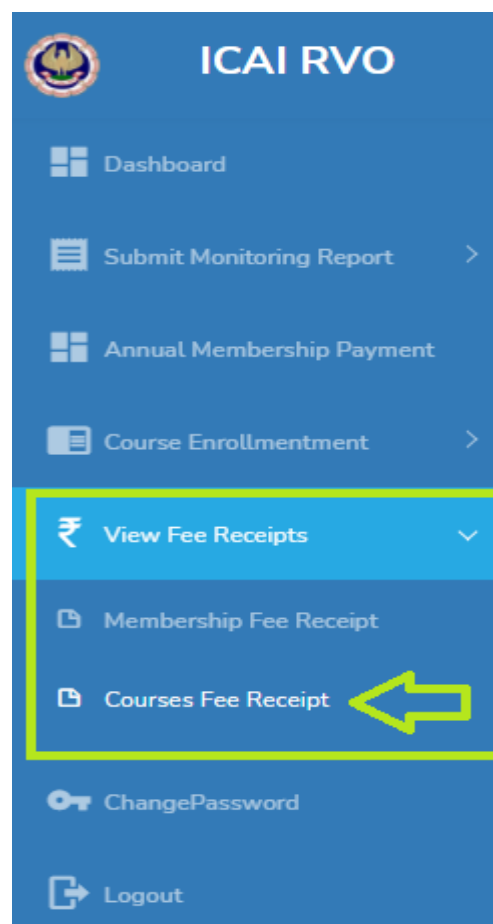
Transaction is Successful

ICAI RVO - Online Payment Receipt	
Registered Valuer Member	
Receipt No.	:
Applicant Name	:
Mobile No.	:
Course	:
Transaction ID	:
Transaction Date	:
Amount (In Figures)	:
Amount (in words)	:

Note:

- This is computer generated receipt and does not require signature.
- Receipt validity is subjected to the realization of funds.
- Applicant must enclose print out of this receipt while submitting application form in institute.
- Print out of completely filled admission form along with photocopies of all the mark sheets and certificates with photocopy of Online Fee Receipt has to be submitted in institute's office.

9. You can also view/download the payment receipts by clicking on Course fee receipt under the View Fee Receipts tab.



10. Upon successful enrolment, you can view the details by clicking on 'View Enrolled Courses' under the 'Course enrolment' tab.

The screenshot shows the ICAI RVO user interface. On the left, a navigation menu is visible with the following items: Dashboard, Submit Monitoring Report, Annual Membership Payment, Course Enrollmentment (highlighted with a yellow box), New Course, View Enrolled Courses (indicated by a green arrow), View Fee Receipts, ChangePassword, and Logout. The main header is 'Enrolled Courses'. Below the header, there is a 'Payment Date' checkbox which is checked, followed by two empty input fields. The main content area is titled 'Trainings Attended' and contains a table with the following data:

Course	Date of course	Time	Topic	Faculty	Transaction Date	Transaction ID	Amount
Continuous Educational Programme (CEP)	16/09/2021	03:00-05:00 PM	Widely adopted Intangible Asset Valuation Approaches	CA Gandharv Jain	13/09/2021 12:08:28	187820210913120825	1

In case of any technical queries, please feel free to contact us at: icairvo.techsupport@icai.in
 Or call us at 0120-3876891/9289553709